



Dancing Dragon


Color and cut out the dragon head. You can also cut out the parts and pieces and make your own dragon head!

Use construction paper or colored paper to make two long strips. Color them as you wish, you can even tape strips together to make them longer. Crepe paper works great for this as well. After you have your strips fold them in a zig zag pattern.

Tape or glue the strips to the back of the dragon head. Tape or glue a stick or straw to the middle of the back of the dragon and make it dance!







Cut out these pieces to make your own dragon head!

